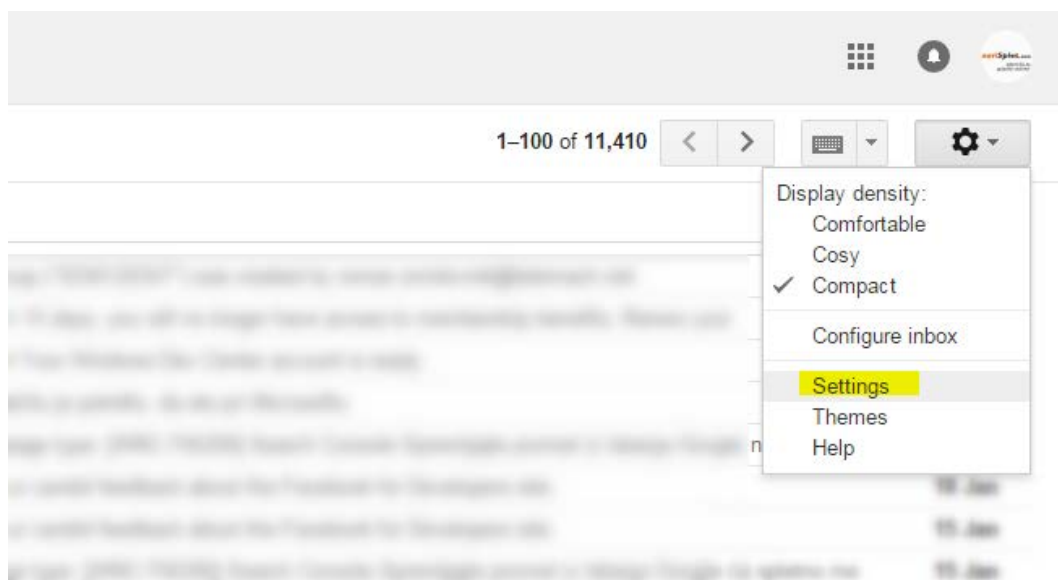


# Povezava z gmail računom

Novisplet.com Atribut d.o.o. Slovenčeva 95, 1000 Ljubljana

Tel: 01 565 32 61 streznik@novisplet.com www.novisplet.com

1. V vašem gmail računu kliknemo na Settings



2. kliknemo na Accounts and Import

## Settings

General Labels Inbox **Accounts and Import** Filters and Blocked Addresses Forwarding and POP/IMAP Chat Labs Offline Themes

Language: Gmail display language: English (UK) [Change language settings for other](#)

Enable input tools - Use various text input tools to type in the language of your choice - [Edit tools](#) - [Learn more](#)

Right-to-left editing support off

Right-to-left editing support on

Phone numbers: Default country code: Slovenia

Maximum page size: Show 100 conversations per page

Show 250 contacts per page

Images:  Always display external images - [Learn more](#)

Ask before displaying external images

3. kliknemo Add a POP3 mail account that you own
  - vpišemo email vaše domene.

## Settings

General Labels Inbox **Accounts and Import** Filters and Blocked Addresses Forwarding and POP/IMAP Chat Labs Offline Themes

<b>Change account settings:</b>	<a href="#">Change password</a> <a href="#">Change password recovery options</a> <a href="#">Other Google Account settings</a>
<b>Import mail and contacts:</b> <a href="#">Learn more</a>	Import from Yahoo!, Hotmail, AOL, or other webmail or <a href="#">Import mail and contacts</a>
<b>Send mail as:</b> <small>(Use Gmail to send from your other email addresses)</small> <a href="#">Learn more</a>	Novisplet - agencija za spletne storitve <novisplet.c Novisplet.com Atribut d.o.o. <info@novisplet.com> <a href="#">Add another email address that you own</a>
<b>Check email from other accounts (using POP3):</b> <a href="#">Learn more</a>	<b>Add a POP3 mail account that you own</b>
<b>Using Gmail for work?</b>	Businesses can power their email with Google Apps for

Gmail - Add a mail account that you own - Google Chrome

https://mail.google.com/mail/u/0/?ui=2&ik=6cc288e94

### Add a mail account that you own

Enter the email address of the account from which you want to  
(Note: You may add 5 more of your accounts)

Email address:



4. vpišemo podatke kot jih vidite spodaj
- [info@vasadomena.com](mailto:info@vasadomena.com)
  - pop.vasadomena.com
  - port 110
  - obkljukamo leave a copy of retrieved message on the server.

Gmail - Add a mail account that you own - Google Chrome

<https://mail.google.com/mail/u/0/?ui=2&ik=6cc288e947&view=ma>

### Add a mail account that you own

Enter the mail settings for [Learn more](#)

Email address [Learn more](#)

Username:

Password:

POP Server:  Port:

Leave a copy of retrieved message on the server. [Learn more](#)

Always use a secure connection (SSL) when retrieving mail. [Learn more](#)

Label incoming messages:

Archive incoming messages (Skip the Inbox)

5. Označimo prvo možnost

Gmail - Add a mail account that you own - Google Chrome

<https://mail.google.com/mail/u/0/?ui=2&ik=6cc288e947&view=ma>

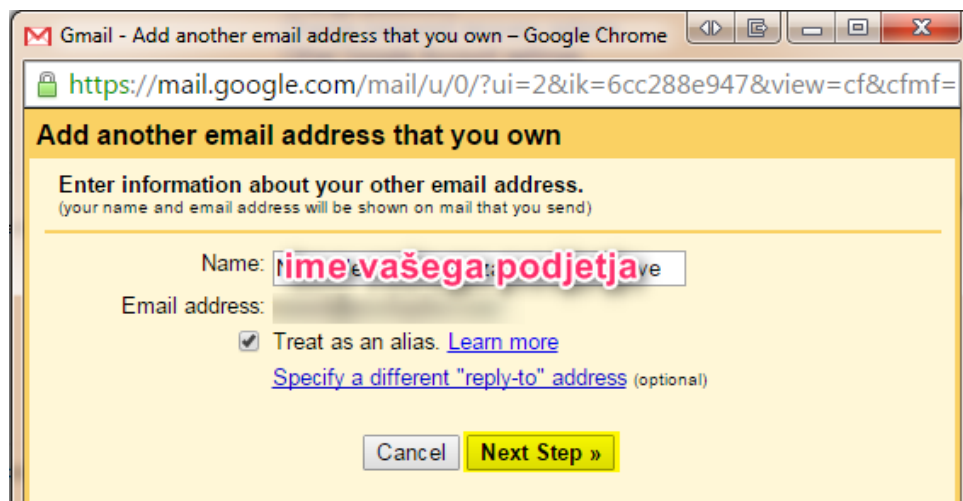
**Your mail account has been added.**

You can now retrieve mail from this account.  
Would you also like to be able to send mail as [Learn more](#)

Yes, I want to be able to send mail as [Learn more](#)

No (you can change this later)

6. Vpišemo ime vašega podjetja
  - obkljukamo Treat as an alias



Gmail - Add another email address that you own - Google Chrome

https://mail.google.com/mail/u/0/?ui=2&ik=6cc288e947&view=cf&cfmf=

### Add another email address that you own

Enter information about your other email address.  
(your name and email address will be shown on mail that you send)

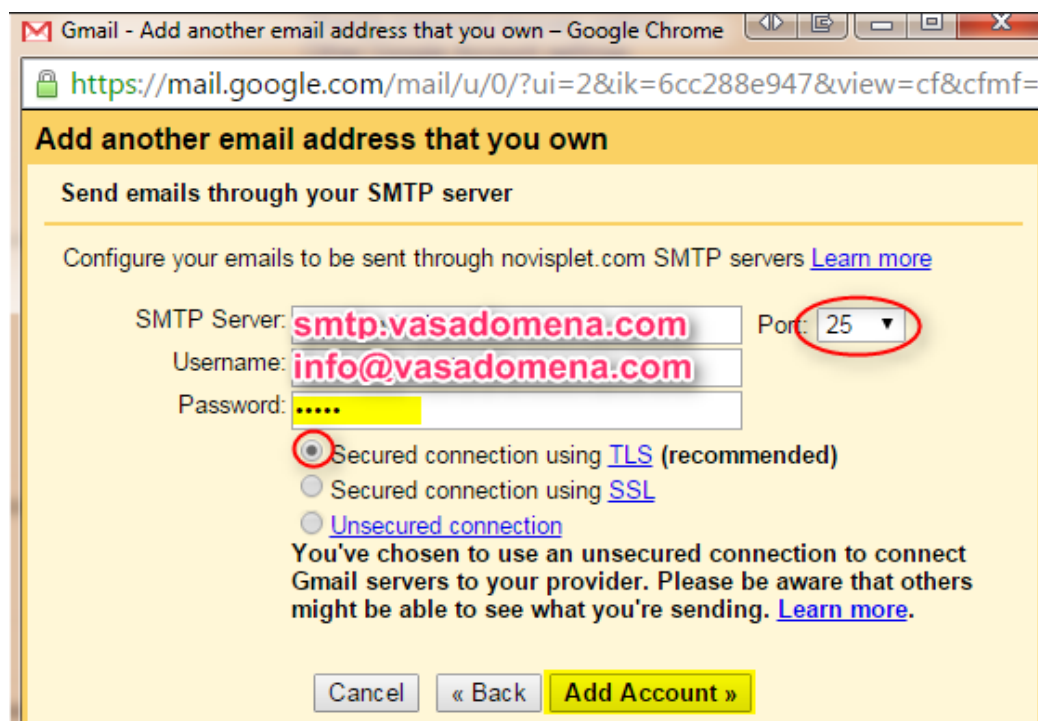
Name:

Email address:

Treat as an alias. [Learn more](#)

[Specify a different "reply-to" address](#) (optional)

7. Vpišemo
  - smtp.vasadomena.com
  - uporabniško ime info@vasadomena.com
  - geslo
  - port 25
  - unsecured connection



Gmail - Add another email address that you own - Google Chrome

https://mail.google.com/mail/u/0/?ui=2&ik=6cc288e947&view=cf&cfmf=

### Add another email address that you own

#### Send emails through your SMTP server

Configure your emails to be sent through novisplet.com SMTP servers [Learn more](#)

SMTP Server:  Port:

Username:

Password:

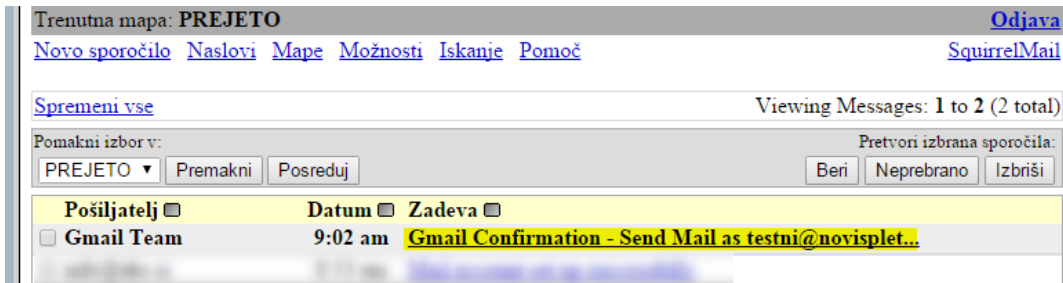
Secured connection using [TLS](#) (recommended)

Secured connection using [SSL](#)

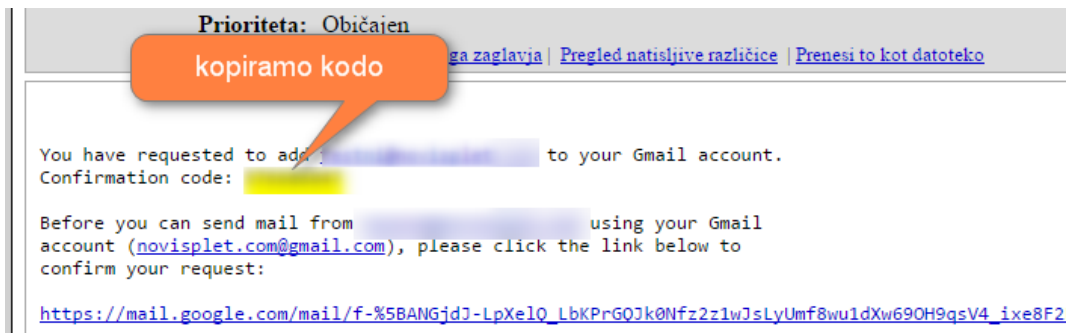
[Unsecured connection](#)

You've chosen to use an unsecured connection to connect Gmail servers to your provider. Please be aware that others might be able to see what you're sending. [Learn more.](#)

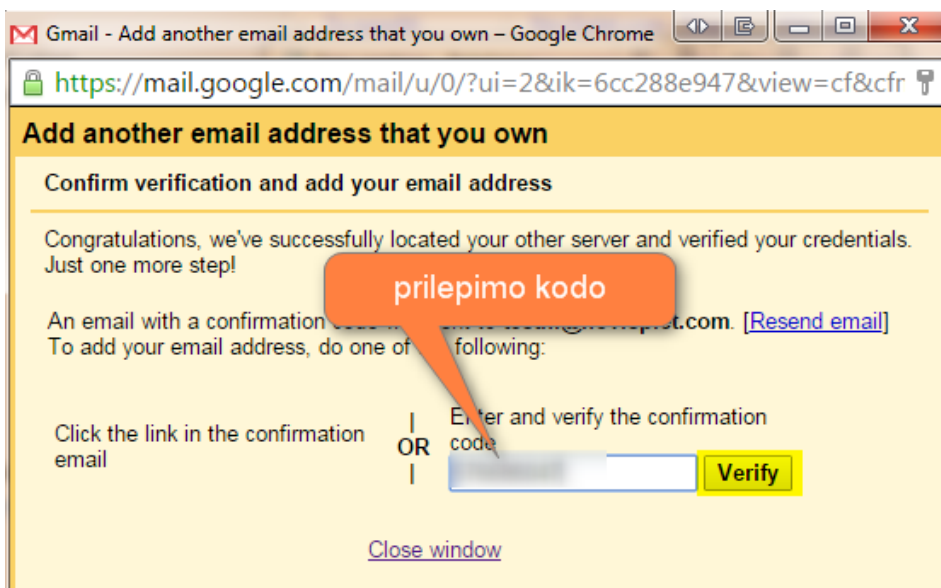
- Preverite vaš [email](#) in kliknete na prejeto pošto od Gmaila.
  - V vašo pošto se vpišete tukaj <http://www.novisplet.com/posta/ns>



- Kopirajte kodo



- Prilepimo kodo v okno v gmailu



Vaš mail je povezan z Gmail računom.